


# uPI Semiconductor Corp.

## 2022 Fourth Quarter Earnings Conference



**Daniel Huang** CEO  
**Benny Chiu** CFO

# Disclaimer

- The forward-looking information mentioned in this presentation, including operating outlook, financial condition and business forecast, is based on information obtained by the Company from internal and external data.
- The company's actual future financial position and operating results may differ from these express or implied forecast information. The reasons may come from various factors, including but not limited to market risks, supply chain, market demand.
- This report released the Company's vision is towards the future up to now. If there is any change to these views in the future, the Company is not liable for timely updating the information or sending reminder.

# Agenda

1. 2022 Financial results

---

Benny Chiu, CFO

2. Operating outlook

---

Daniel Huang, CEO

3. Q & A

---

ALL

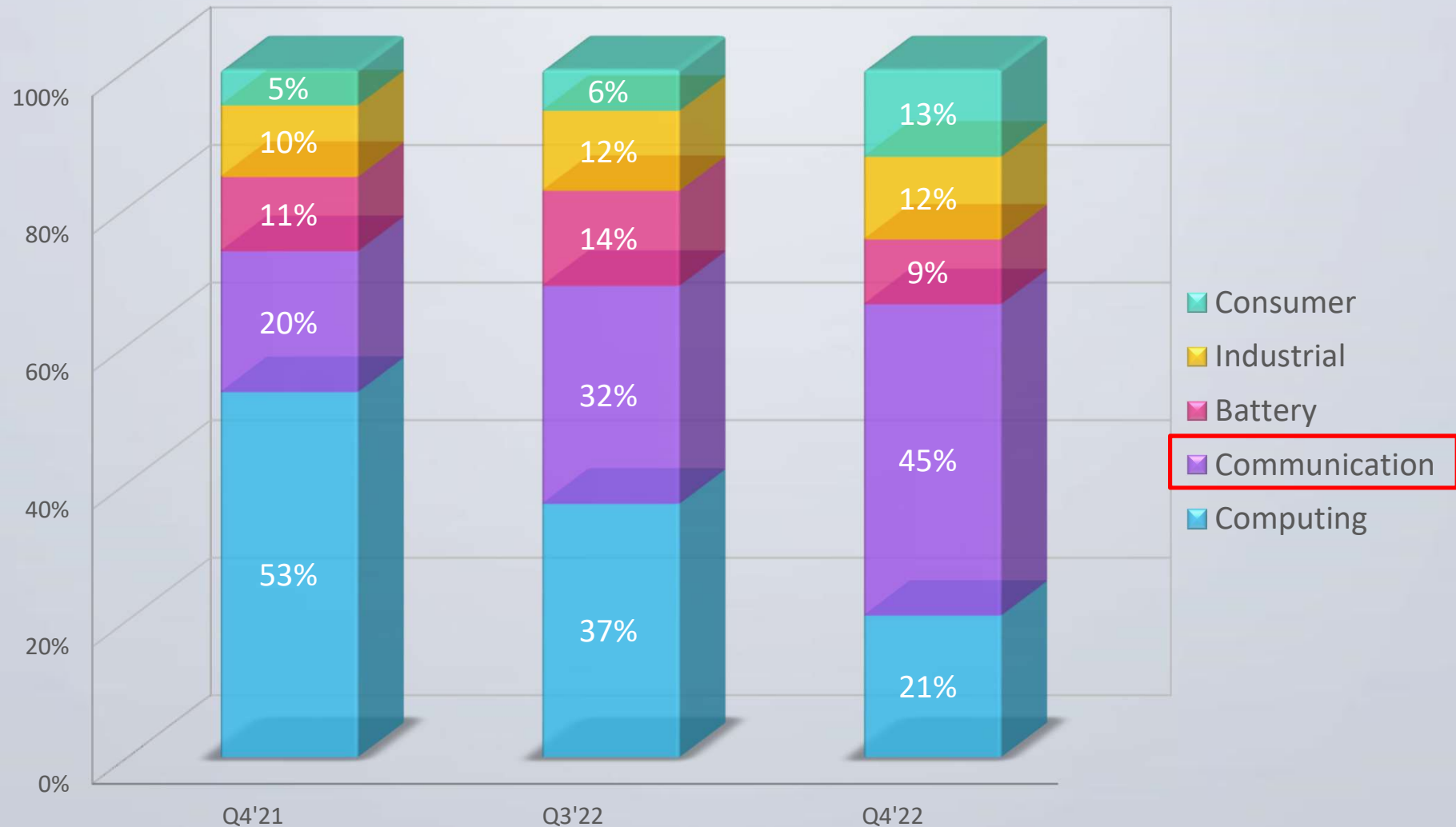
# 4Q 2022 Statement of comprehensive income

Unit:NT\$M	4Q 2022	3Q 2022	4Q 2021	QoQ	YoY
Revenue	992	1,513	1,671	-34%	-41%
Gross Profit	276	611	707	-55%	-61%
<b>Gross Margin (%)</b>	<b>27.8%</b>	<b>40.4%</b>	<b>42.3%</b>	<b>-12.5 ppts</b>	<b>-14.5 ppts</b>
Operating Income	53	308	398	-83%	-87%
<b>Operating Margin (%)</b>	<b>5.3%</b>	<b>20.4%</b>	<b>23.8%</b>	<b>-15.0 ppts</b>	<b>-18.5 ppts</b>
Non-operating Items	(17)	69	3	-125%	-755%
Net Income Before Tax	36	377	401	-90%	-91%
Net Income	15	294	307	-95%	-95%
<b>Net Profit Margin (%)</b>	<b>1.5%</b>	<b>19.4%</b>	<b>18.4%</b>	<b>-18.0 ppts</b>	<b>-16.9 ppts</b>
<b>EPS</b>	<b>0.2</b>	<b>3.8</b>	<b>4.4</b>	<b>-96%</b>	<b>-96%</b>

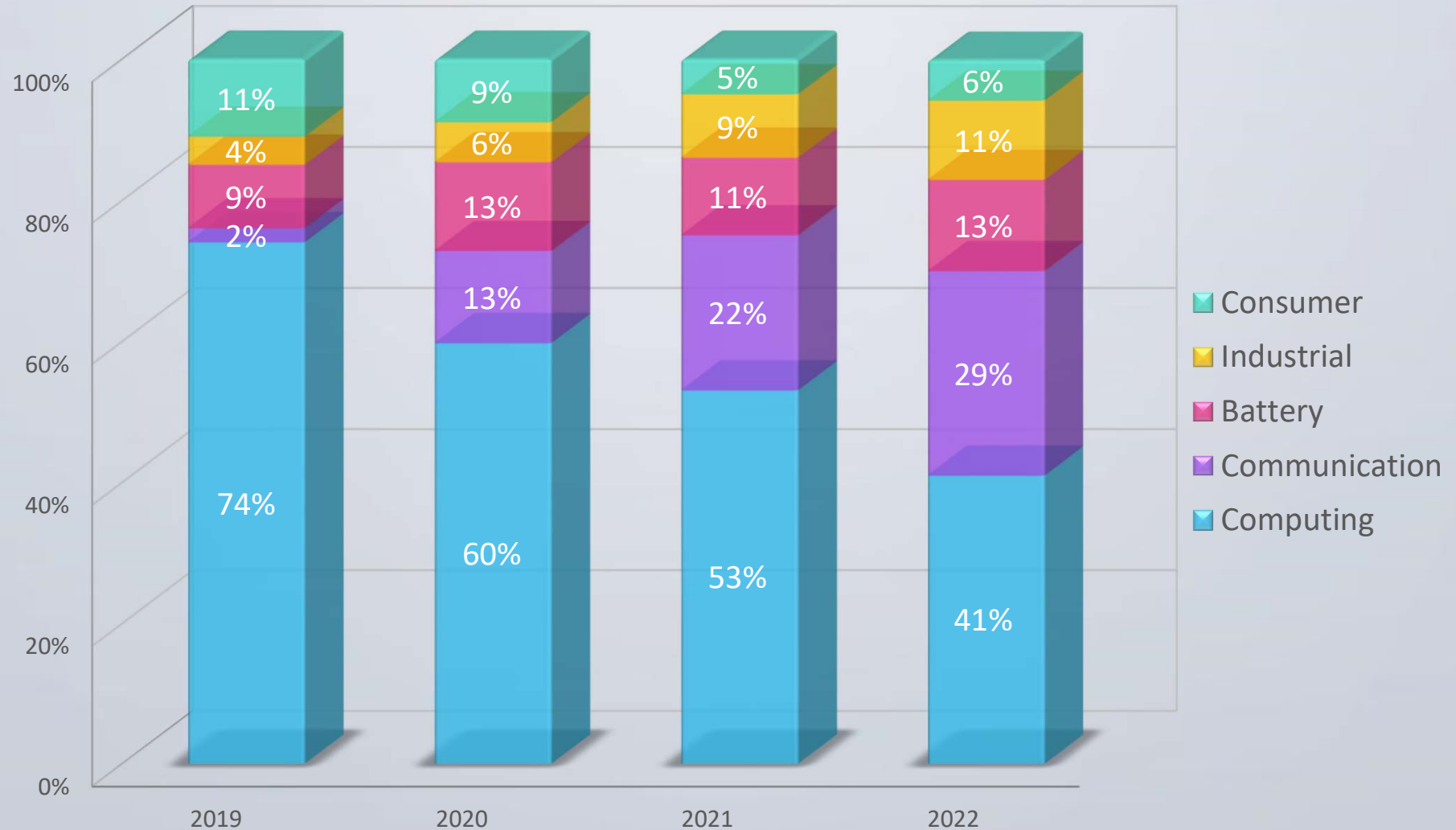
# FY2022 Statement of comprehensive income

Unit:NT\$M	FY2022	FY2021	YoY
Revenue	6,085	5,951	2%
Gross Profit	2,492	2,493	0%
<b>Gross Margin (%)</b>	<b>40.9%</b>	<b>41.9%</b>	<b>-0.9 pts</b>
Operating Income	1,312	1,363	-4%
<b>Operating Margin (%)</b>	<b>21.6%</b>	<b>22.9%</b>	<b>1.3 pts</b>
Non-operating Items	178	47	279%
Net Income Before Tax	1,490	1,410	6%
Net Income	1,159	1,113	4%
<b>Net Profit Margin (%)</b>	<b>19.0%</b>	<b>18.7%</b>	<b>0.3 pts</b>
<b>EPS</b>	<b>14.9</b>	<b>15.8</b>	<b>-6%</b>
<i>Weighted average number of ordinary shares outstanding (K)</i>	<i>78,042</i>	<i>70,686</i>	

# Percentage of quarterly revenue by application



# Percentage of revenue by application



# Balance sheets and key indices

Unit:NT\$M	Dec 31, 2022		Sep 30, 2022		Dec 31, 2021	
	Amount	%	Amount	%	Amount	%
Cash & equivalents	3,328	33%	3,322	32%	1,159	24%
Accounts receivable	434	4%	745	7%	983	21%
Inventories	1,799	18%	1,809	17%	1,305	28%
Other current assets	2,854	28%	2,895	28%	188	4%
Non-current assets	1,631	16%	1,628	16%	1,110	23%
<b>Total Assets</b>	<b>10,047</b>	<b>100%</b>	<b>10,399</b>	<b>100%</b>	<b>4,746</b>	<b>100%</b>
Current liabilities	1,190	12%	1,559	15%	1,520	32%
Non-current liabilities	50	0%	68	1%	324	7%
<b>Total Liabilities</b>	<b>1,240</b>	<b>12%</b>	<b>1,627</b>	<b>16%</b>	<b>1,843</b>	<b>39%</b>
<b>Stockholders' Equity</b>	<b>8,806</b>	<b>88%</b>	<b>8,771</b>	<b>84%</b>	<b>2,902</b>	<b>61%</b>
<b>Key Indices</b>						
<i>Current ratio</i>		707%		563%		239%
<i>Return on equity</i>		1%		14%		45%
<i>A/R turnover days</i>		54		54		50
<i>Inventory turnover days</i>		230		173		117

# 4Q 2022 Statement of cash flows

Unit: NT\$M

	4Q 2022	3Q 2022	4Q 2021
<b>Beginning balance</b>	<b>3,322</b>	<b>6,506</b>	<b>1,107</b>
Cash flows from operating activities	15	326	296
Time deposits with original maturity period of more than three months	(6)	(2,750)	(17)
Long-term investment	-	(102)	-
Capital expenditures	(31)	(21)	(19)
Cash dividends	-	(587)	-
Short-term debt	-	-	(123)
Other	29	50	85
<b>Ending balance</b>	<b>3,328</b>	<b>3,322</b>	<b>1,159</b>

# FY2022 Statement of cash flows

Unit: NT\$M

	FY2022	FY2021
<b>Beginning balance</b>	<b>1,159</b>	<b>747</b>
Cash flows from operating activities	1,070	995
Capital increase on IPO	5,242	-
Time deposits or pledged time deposits with original maturity period of more than three months	(6)	(2,750)
Refundable deposits	(647)	(15)
Cash dividends	(587)	(106)
Long-term debt	(327)	(13)
Long-term investment	(102)	-
Capital expenditures	(95)	(85)
Other	11	(10)
<b>Ending balance</b>	<b>3,328</b>	<b>1,159</b>

# Q & A

# uPI : Your Power IC



Thank You!